



UNITED STATES BOTANIC GARDEN

100 Maryland Avenue SW, Washington, DC 20001 • 202-225-1561

OUTCOME:


After completing this self-guide, participants will be better able to save the planet.

WITH THIS SELF-GUIDE, YOU WILL:

- observe the characteristics of three environments
- consider the advantages and challenges of each environment
- apply thoughts and observations to appropriate human dwellings

IMAGINE YOUR DREAM HOME

Draw a picture of your dream home below.



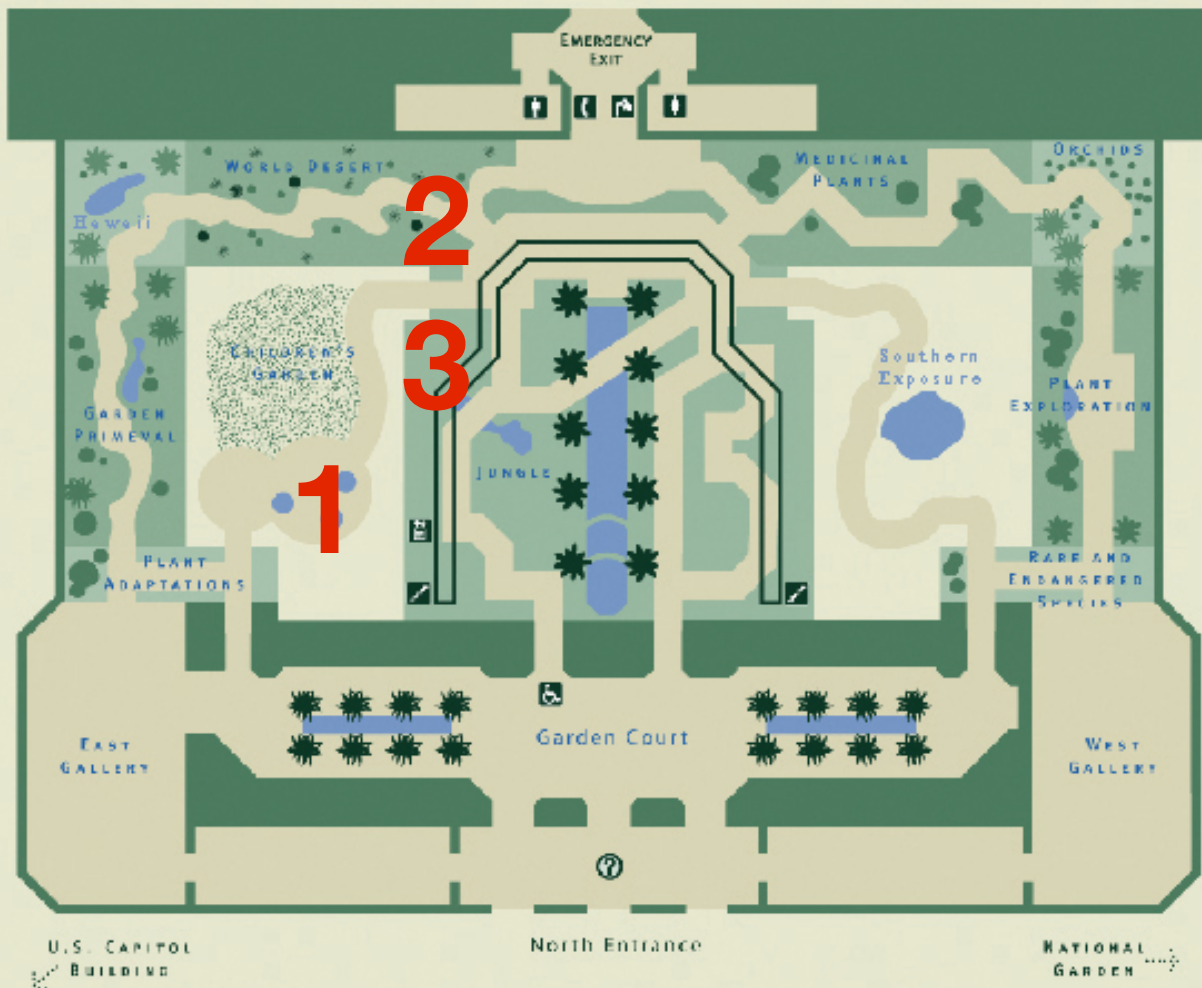
Where would you build your dream home?

Circle the amenities you would include in your dream home.


heat	cable/satellite TV	garbage disposal	garage
air conditioning	carpet	washer/dryer	luxury appliances
solar panels	hardwood floors	grass lawn	fireplace
swimming pool	high-speed Internet	deck	flower garden
hot tub	dishwasher	ceiling fans	vegetable garden

BARTHOLOME
PARK

I N D E P E N D E N C E A V E N U E S W



C O N S E R V A T O R Y



DIRECTIONS:

1. Begin in the Children's Garden to observe the local, temperate climate.
2. Continue through the south exit into World Deserts.
3. Continue through the west exit to the Jungle.

CHILDREN'S GARDEN

Temperate Climate

Temperature			Precipitation			Plant Types			
Cool	Warm	Hot	Arid	Medium	Heavy	Leafy Plants	Trees	Flowering Plants	Cacti/Succulents

1. How do the plants take advantage of this environment?

2. What are some challenges plants face in this environment?

3. As you are standing in this environment, consider what challenges humans face in this environment, how they adapt to these challenges, and whether or not these human adaptations are beneficial to the environment.

NOW PROCEED INTO THE WORLD DESERT GALLERY THROUGH THE SOUTH EXIT OF THE CHILDREN'S GARDEN.

WORLD DESERTS

Desert Climate

Temperature			Precipitation			Plant Types			
Cool	Warm	Hot	Arid	Medium	Heavy	Leafy Plants	Trees	Flowering Plants	Cacti/Succulents

1. How do the plants take advantage of this environment?

2. What are some challenges plants face in this environment?

3. As you are standing in this environment, consider what challenges humans face in this environment, how they adapt to these challenges, and whether or not these human adaptations are beneficial to the environment.

NOW PROCEED INTO THE JUNGLE GALLERY THROUGH THE WEST EXIT OF WORLD DESERTS.

JUNGLE

Tropical Climate

Temperature			Precipitation			Plant Types			
Cool	Warm	Hot	Arid	Medium	Heavy	Leafy Plants	Trees	Flowering Plants	Cacti/Succulents

1. How do the plants take advantage of this environment?

2. What are some challenges plants face in this environment?

3. As you are standing in this environment, consider what challenges humans face in this environment, how they adapt to these challenges, and whether or not these human adaptations are beneficial to the environment.

THE JUNGLE IS THE LAST STOP ON THIS JOURNEY. FEEL FREE TO SIT ANYWHERE YOU FEEL COMFORTABLE TO COMPLETE THIS GUIDE.

QUESTIONS TO CONSIDER:

Do people always build homes that are most appropriate for their environment?

Are homes usually built with materials from the local environment?

Consider the above questions in regard to your home?

FITTING INTO YOUR ENVIRONMENT

Decide whether or not these homes are appropriate for each environment we observed today. Circle the name of each environment(s) you feel the pictured home would be well-suited for. Cross out the name of the environment(s) you feel the home is inappropriate for.



Temperate
Desert
Jungle



Temperate
Desert
Jungle




Temperate
Desert
Jungle



Temperate
Desert
Jungle

RE-IMAGINE YOUR DREAM HOME

Draw a picture of your dream home again below.



Where would you build your dream home?

Circle the amenities you would include in your dream home.

heat	cable/satellite TV	garbage disposal	garage
air conditioning	carpet	washer/dryer	luxury appliances
solar panels	hardwood floors	grass lawn	fireplace
swimming pool	high-speed Internet	deck	flower garden
hot tub	dishwasher	ceiling fans	vegetable garden

HOME SWEET HOME

Did your image of your dream home change in anyway?

If so, how did your image change?

What factors influenced your change of thought?

Will environmental characteristics and resources be an influential factor in choosing your home in the future?

FURTHER RESOURCES TO CONSIDER:

<http://www.usbg.gov>

www.builtgreen.net

<http://dsc.discovery.com/convergence/planet-earth/guide/jungles.html>

<http://www.desertusa.com/desert.html>

<http://en.wikipedia.org/wiki/Temperateness>

<http://www.ucmp.berkeley.edu/exhibits/biomes/forests.php>

DAWN COLEMAN
ASHLEY MEADOWS
MUSEUM EDUCATION PROGRAM, CLASS OF 2012
THE GEORGE WASHINGTON UNIVERSITY